

- FR** Utilisez uniquement le chargeur fourni pour la charge de la batterie. Ne posez aucun objet sur le chargeur.
Il est recommandé de charger la batterie à 70-80% avant une longue période d'inutilisation ou de rangement. De même, contrôlez le niveau de charge chaque trois mois et maintenez un niveau de charge supérieur à 20%.
Si la batterie est en mode sommeil, dans le but de la réactiver, il faudra obligatoirement effectuer une pleine charge à 100%.
- DE** Benutzen Sie ausschließlich das für das Aufladen der Batterie mitgelieferte Ladegerät. Legen Sie keine Gegenstände auf das Ladegerät.
Sollten Sie die Batterie einen längeren Zeitraum nicht benutzen oder lagern, laden Sie die BH-Batterie zu 70-80% auf. Prüfen Sie alle drei Monate ihren Ladezustand und halten Sie diesen auf einem Niveau von über 20%.
Die batterie könnte sich im stand by modus befinden. Um sie zu aktivieren bitte vollständig (100%) aufladen.
- IT** Per caricare la batteria utilizzare unicamente il caricabatteria fornito dalla ditta produttrice. Non deporre nessun oggetto sul caricabatteria.
Si raccomanda di caricare la batteria della BH al 70-80% prima di un lungo periodo di non utilizzo o prima di riparla. Nello stesso modo, controllare il livello di carica ogni tre mesi e mantenerla ad un livello di carica superiore al 20%.
La batteria potrebbe essere entrata in modalità protetta. Per riattivarla effettuare una ricarica completa (100%).

UPGRADE KITS



Bluetooth + App Premium

App Store:
BH Bikes premium

Google Play:
BH Bikes premium



GPS Tracker


App Store:
BH Bikes GPS Locator

Google Play:
BH Bikes premium



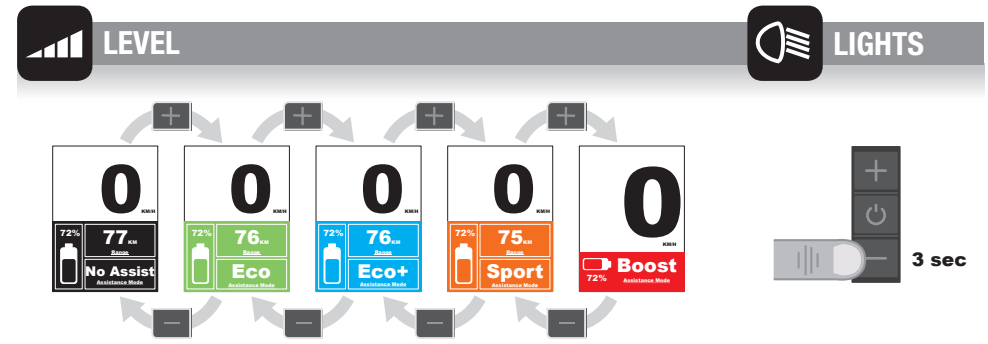
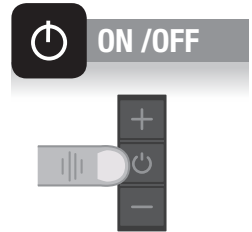
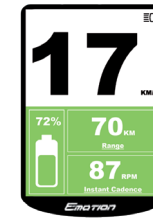
Winter Battery Cover

DOWNLOAD COMPLETE MANUAL



www.bhbikes.com/manuals

DISPLAY INFO

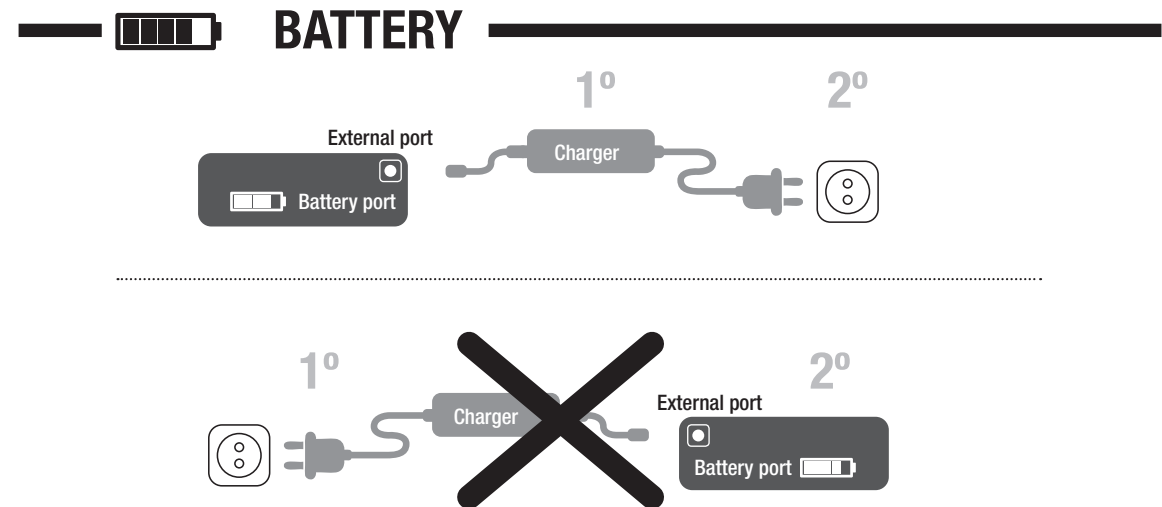
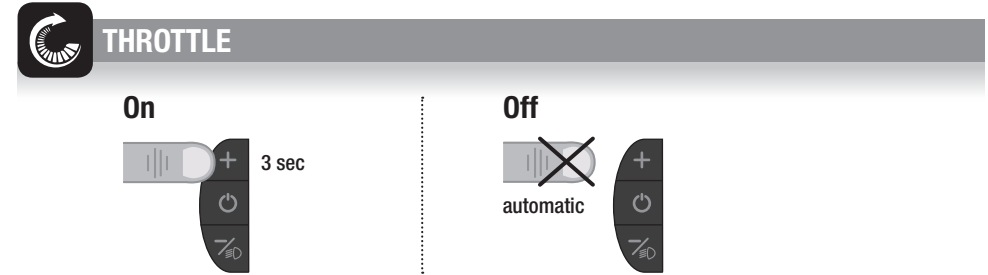
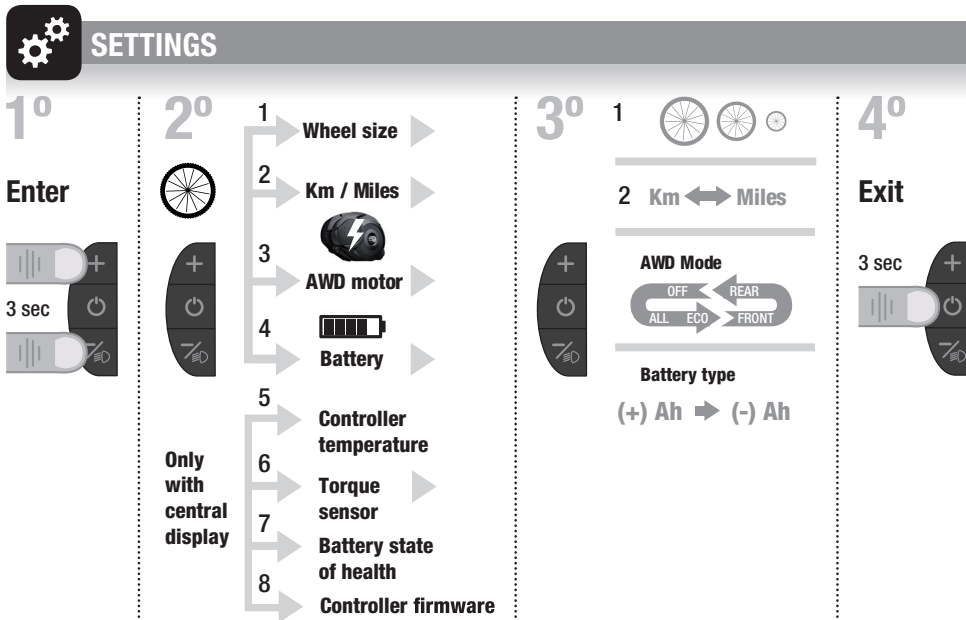
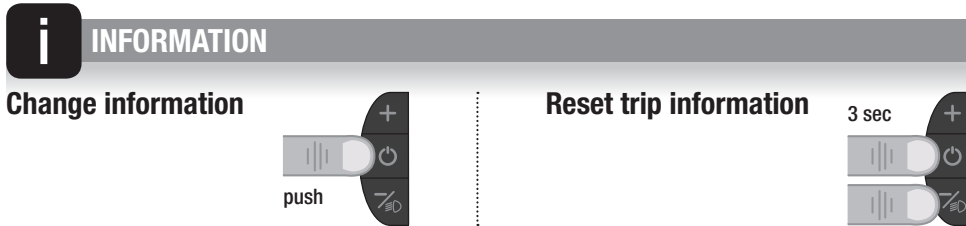
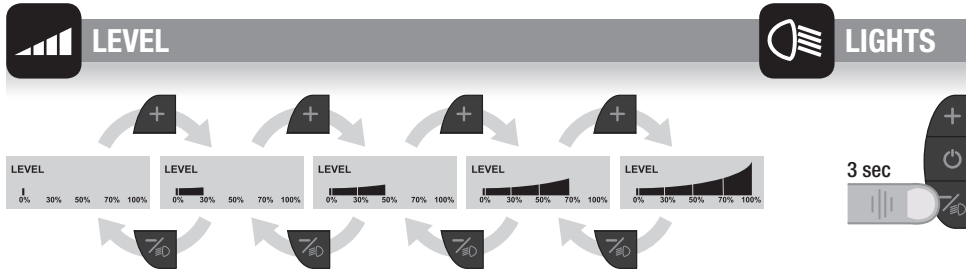
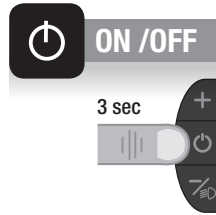
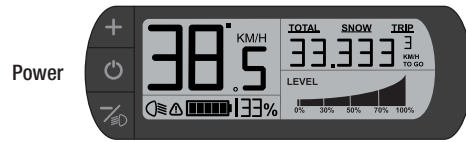


SETTINGS

0 km/h

ERR23 OVER TEMPERATURE
1. RESTART THE SYSTEM
2. IF DOES NOT DISAPPEAR, CONTACT A DEALER.

DISPLAY INFO



- EN** Only use the charger provided with the battery. Do not place any object on the charger. Charging the BH battery at 70-80% is mandatory if not used or stored for a long time period. Additionally, control the level of the battery charger every 3 months and keep it always above 20% charge. If the battery is in deep sleep mode and in order to wake it up, please charge the battery to 100% capacity.
- ES** Utilice únicamente el cargador suministrado para la carga de la batería. No coloque ningún objeto sobre el cargador. Antes de un largo periodo de inutilización o almacenamiento cargue la batería BH al 70-80%. Asimismo, supervise su nivel de carga trimestralmente y manténgala a un nivel superior al 20%. Si la batería se encuentra en modo "dormido", para reactivarla es necesario una carga completa (100%).